



VARDHMAN TEXTILES LIMITED

Regd. & Corporate Office : Chandigarh Road, Ludhiana - 141 010, Punjab (INDIA)

Phones : (0161) 2228943-48; Fax : (0161) 2220766

PAN No. : AABCM4692E; CIN : L17111PB1973PLC003345

E-mail : secretarial.lud@vardhman.com; Website : www.vardhman.com

Ref. VTXL:SCY:OCT:2015-2016

Dated: 08.10.2015

~~The~~ Deputy General Manager,
Corporate Relationship Deptt,
Bombay Stock Exchange Limited,
1st Floor, New Trading Ring,
Rotunda Building, P.J Towers,
Dalal Street, Fort,
MUMBAI -400 001.

The National Stock Exchange of India Ltd.,
"Exchange Plaza",
Bandra-Kurla Complex,
Bandra (East),
MUMBAI.

SUB: SHAREHOLDING PATTERN.

Sir,

In compliance with Clause 35 of the Listing Agreement, please find enclosed herewith Shareholding Pattern of the Company for the quarter/ half year ended 30th September, 2015.


Kindly acknowledge the receipt.

Thanking you,

Yours faithfully,
For VARDHMAN TEXTILES LIMITED



KARAN KAMAL WALIA
(COMPANY SECRETARY)

		Introductory sub-table 1(a)	
Name of the Company: Vardhman Textiles Limited			
Scrip Code, Name of the scrip, class of security: VTL/502986			
Quarter ended: 30th September, 2015			
Partly paid-up shares:-	No. of partly paid-up shares	As a % of total no. of partly paid-up shares	As a % of total no. of shares of the company
Held by promoter/promoter group	NIL	N.A.	N.A.
Held by public	NIL	N.A.	N.A.
Total	0	N.A.	N.A.
Outstanding convertible securities:-	No. of outstanding securities	As a % of total no. of outstanding convertible securities	As a % of total no. of shares of the company, assuming full conversion of the convertible securities
Held by promoter/promoter group	NIL	N.A.	N.A.
Held by public	NIL	N.A.	N.A.
Total	0	N.A.	N.A.
Warrants:-	No. of warrants	As a % of total no. of warrants	As a % of total no. of shares of the company, assuming full conversion of warrants
Held by promoter/promoter group	NIL	N.A.	N.A.
Held by public	NIL	N.A.	N.A.
Total	0	N.A.	N.A.
Total paid-up capital of the company, assuming full conversion of warrants and convertible securities		63651879	




Statement Showing Shareholding Pattern

Category code	Category of Shareholder	Number of Shareholders	Total number of shares	Table (I)(a)		Total shareholding as a percentage of total number of shares	Shares Pledged or otherwise encumbered	
				Number of shares held in dematerialized form	As a percentage of (A+B) ¹			
(I)	(II)	(III)	(IV)	(V)	(VI)	(VII)	(VIII)	(IX) = (VIII)/(IV)*100
(A)	Shareholding of Promoter and Promoter Group ²							
1	Indian							
(a)	Individuals/Hindu Undivided Family	11	1,461,658	1,461,658	2.30	2.30	0	0.00
(b)	Central Government/ State Government(s)	0	0	0	0.00	0.00	0	0.00
(c)	Bodies Corporate	13	27,059,302	27,059,302	42.51	42.51	0	0.00
(d)	Financial Institutions/ Banks	0	0	0	0.00	0.00	0	0.00
(e)	Any Others(Specify)	1	10,849,053	10,849,053	17.04	17.04	0	0.00
	Sub Total(A)(1)	25	39,370,013	39,370,013	61.85	61.85	0	0.00
2	Foreign							
a	Individuals (Non-Residents Individuals/ Foreign Individuals)	0	0	0	0.00	0.00	0	0.00
b	Bodies Corporate	0	0	0	0.00	0.00	0	0.00
c	Institutions	0	0	0	0.00	0.00	0	0.00
d	Qualified Foreign Investor	0	0	0	0.00	0.00	0	0.00
e	Any Others(Specify)	0	0	0	0.00	0.00	0	0.00
	Sub Total(A)(2)	0	0	0	0.00	0.00	0	0.00
	Total Shareholding of Promoter and Promoter Group (A) = (A)(1)+(A)(2)	25	39,370,013	39,370,013	61.85	61.85	0	0.00
(B)	Public shareholding							
1	Institutions							
(a)	Mutual Funds/ UTI	45	7,627,324	7,605,052	11.98	11.98	0	0.00
(b)	Financial Institutions / Banks	19	61,371	8,609	0.10	0.10	0	0.00
(c)	Central Government/ State Government(s)	0	0	0	0.00	0.00	0	0.00




(d)	Venture Capital Funds	0	0	0	0	0.00	0.00	0.00	0.00
(e)	Insurance Companies	3	51,575	0	50,000	0.08	0.08	0.00	0.00
(f)	Foreign Institutional Investors	104	7,325,244	0	7,316,550	11.51	11.51	0.00	0.00
(g)	Foreign Venture Capital Investors	0	0	0	0	0.00	0.00	0.00	0.00
(h)	Qualified Foreign Investor	0	0	0	0	0.00	0.00	0.00	0.00
(i)	Any Other (Specify)					0.00	0.00	0.00	0.00
	Sub-Total (B)(1)	171	15,065,514		14,980,211	23.67	23.67	0.00	0.00
B 2	Non-institutions								
(a)	Bodies Corporate	565	626,202		582,868	0.98	0.98	0.00	0.00
(b)	Individuals					0.00	0.00	0.00	0.00
	Individuals - i. Individual shareholders holding nominal share capital up to Rs 1 lakh	19,043	4,314,406		3,257,325	6.78	6.78	0.00	0.00
	ii. Individual shareholders holding nominal share capital in excess of Rs. 1 lakh.	50	1,852,208		1,830,518	2.91	2.91	0.00	0.00
(c)	Qualified Foreign Investor	0	0		0	0.00	0.00	0.00	0.00
(d)	Any Other (Specify)					0.00	0.00	0.00	0.00
(d-i)	Non - Resident Indians (Repatriable)	207	148,158		146,878	0.23	0.23	0.00	0.00
(d-ii)	Non - Resident Indians (Non-Repatriable)	80	43,724		43,649	0.07	0.07	0.00	0.00
(d-iii)	Trusts	5	1,634,845		1,634,845	2.57	2.57	0.00	0.00
(d-iv)	Foreign Portfolio Investor (Corporate) Category-I	1	910		910	0.00	0.00	0.00	0.00
(d-v)	Foreign Portfolio Investor (Corporate) Category-II	20	565,299		565,299	0.89	0.89	0.00	0.00
(d-vi)	Foreign Portfolio Investor (Corporate) Category-III	1	30,600		30,600	0.05	0.05	0.00	0.00
	Sub-Total (B)(2)	19,972	9,216,352		8,092,892	14.48	14.48	0.00	0.00
(B)	Total Public Shareholding (B) = (B)(1)+(B)(2)	20143	24,281,866		23,073,103	38.15	38.15	0.00	0.00
	TOTAL (A)+(B)	20,168	63,651,879		62,443,116	100.00	100.00	0.00	0.00
(C)	Shares held by Custodians and against which Depository Receipts have been issued								
1	Promoter and Promoter Group	0	0		0	0.00	0.00	0.00	0.00
2	Public	0	0		0	0.00	0.00	0.00	0.00
	Sub-Total (C)	0	0		0	0.00	0.00	0.00	0.00



GRAND TOTAL (A)+(B)+(C)	20,168	63,651,879	62,443,116	100.00	100.00	0	0.00
-------------------------	--------	------------	------------	--------	--------	---	------




Sr.No	Notes
1	Includes holding of Mrs. Shakun Oswal, Mrs. Suchita Jain, Ms. Soumya Jain and Ms. Sagarika Jain, being relatives of Promoter Mr. S.P. Oswal
2	Adinath Investment & Trading Company got converted into Adishwar Enterprises LLP w.e.f 5th June, 2014. However, the process of change in nomenclature of demat accounts of Adinath Investment & Trading Company is under process.
3	Srestha Holdings Limited got converted into Srestha Holdings Private Limited w.e.f. 1st September, 2015.
4	
5	
6	
7	



(1)(b) Statement showing holding of securities (including shares, warrants, convertible securities) of persons belonging to II category "Promoter and Promoter Group"

Sr. No.	Name of the shareholder	Details of Shares held			Encumbered shares (*)		Details of warrants			Details of convertible securities		Total shares (including underlying shares assuming full conversion of warrants and convertible securities) as a % of diluted share capital
		Number of shares held	As a % of grand total (A)+(B)+(C)	No.	As a percentage (VI)=(M)/(III)*100	As a % of grand total (A)+(B)+(C) of sub-clause (1)(a)	Number of warrants held	As a % total number of warrants of the same class	Number of convertible securities held	As a % total number of convertible securities of the same class		
(i)	(ii)	(iii)	(iv)	(v)	(vi)	(vii)	(viii)	(ix)	(x)	(xi)	(xii)	
1	Adinath Investment & Trading Company	2,098,762	3.30	0	0.00	0.00		0	0	0		
2	Adishwar Enterprises LLP	10,849,053	17.04	0	0.00	0.00		0	0	0		
3	Flemingo Finance & Investment Company Limited	590,513	0.93	0	0.00	0.00		0	0	0		
4	Anklesh Investments (Private) Limited	357,501	0.56	0	0.00	0.00		0	0	0		
5	Marshall Investment and Trading Company Private Limited	545,516	0.86	0	0.00	0.00		0	0	0		
6	Ramniya Finance and Investment Company Limited	470,046	0.74	0	0.00	0.00		0	0	0		
7	Santon Finance and Investment Company Limited	505,609	0.79	0	0.00	0.00		0	0	0		
8	Plaza Trading Company (Private) Limited	840	0.00	0	0.00	0.00		0	0	0		
9	Pradeep Mercantile Company (Private) Limited	103,782	0.16	0	0.00	0.00		0	0	0		
10	Srestha Holdings Private Limited	172,005	0.27	0	0.00	0.00		0	0	0		
11	Syracuse Investment & Trading Company (Private) Limited	27,615	0.04	0	0.00	0.00		0	0	0		
12	Mahavir Spinning Mills Private Limited	108,628	0.17	0	0.00	0.00		0	0	0		
13	Devakar Investment & Trading Company (Private) Limited	5,540,887	8.70	0	0.00	0.00		0	0	0		
14	S.P. Oswal	662,125	1.04	0	0.00	0.00		0	0	0		
15	Shakun Oswal	153,583	0.24	0	0.00	0.00		0	0	0		
16	Suchita Jain	270,818	0.43	0	0.00	0.00		0	0	0		
17	Sachit Jain	40,005	0.06	0	0.00	0.00		0	0	0		
18	Sourya Jain	7,980	0.01	0	0.00	0.00		0	0	0		
19	Sagika Jain	7,740	0.01	0	0.00	0.00		0	0	0		
20	Eastern Trading Company	59,040	0.09	0	0.00	0.00		0	0	0		
21	Ambar Syndicate	86,255	0.14	0	0.00	0.00		0	0	0		
22	Northern Trading Company	82,560	0.13	0	0.00	0.00		0	0	0		



23	Paras Syndicate	91,552	0.14	0	0.00	0.00	0	0	0	0
24	Vardhman Holdings Limited	15,402,599	24.20	0	0.00	0.00	0	0	0	0
25	VTL Investments Limited	1,134,000	1.78	0	0.00	0.00	0	0	0	0
	TOTAL	39,370,013	61.85	0	0.00	0.00	0	#VALUE!	0	#VALUE!


(*) The term "encumbrance" has the same meaning as assigned to it in regulation 28(3) of the SAST Regulations, 2011

6426

Sr.No

1 Adinath Investment & Trading Company got converted into Adisrwar Enterprises LLP w.e.f 5th June, 2014. However, the process of change in nomenclature of demat accounts of Adinath Investment & Trading Company is under process.

2: Srestha Holdings Limited got converted into Srestha Holdings Private Limited w.e.f. 1st September, 2015.




(1)(c)(i) Statement showing holding of securities (including shares, warrants, convertible securities) of persons belonging to the category "Public" and holding more than 1% of the total number of shares

Sr. No.	Name of the shareholder	Number of shares held	Shares as a percentage of total number of shares {i.e., Grand Total (A)+(B)+(C) indicated in Statement at para (1)(a) above}	Details of warrants		Details of convertible securities		Total shares (including underlying shares assuming full conversion of warrants and convertible securities) as a % of diluted share capital
				Number of warrants held	As a % total number of warrants of the same class	Number of convertible securities held	% w.r.t total number of convertible securities of the same class	
1	IDFC Premier Equity Fund	3,967,610	6.23	0	0	0	0	0
2	Franklin Templeton Investment Funds	2,629,517	4.13	0	0	0	0	0
3	Baring India Private Equity Fund III Listed Investments limited	2,002,936	3.15	0	0	0	0	0
4	Mahavir Shares Trust	1,586,741	2.51	0	0	0	0	0
TOTAL		10,198,804	16.02	0	0	0	0	0



(D)(c)(ii) Statement showing holding of securities (including shares, warrants, convertible securities) of persons (together with PAC) belonging to the category "Public" and holding more than 5% of the total number of shares of the company

Sr. No.	Name(s) of the shareholder(s) and the Persons Acting in Concert (PAC) with them	Number of shares	Shares as a percentage of total number of shares {i.e., Grand Total (A)+(B)+(C) indicated in Statement at para (I)(a) above}	Details of warrants		Details of convertible securities		Total shares (including underlying shares assuming full conversion of warrants and convertible securities) as a % of diluted share capital
				Number of warrants	As a % total number of warrants of the same class	Number of convertible securities held	% w.r.t total number of convertible securities of the same class	
1	IDFC Premier Equity Fund	3,967,610	6.23	0	0	0	0	0
TOTAL		3967610	6.23	0	0	0	0	0




(1)(d) Statement showing details of locked-in shares

Sr. No.	Name of the shareholder	Number of locked-in shares	Locked-in shares as a percentage of total number of shares {i.e., Grand Total (A)+(B)+(C) indicated in Statement at para (1)(a) above}
1			0.00
2			0.00
3			0.00
4			0.00
5			0.00
6			0.00
7			0.00
8			0.00
9			
TOTAL		0	0.00



(ii)(a) Statement showing details of Depository Receipts (DRs)

Sr. No.	Type of outstanding DR (ADRs, GDRs, SDRs, etc.)	Number of outstanding DRs	Number of shares underlying outstanding DRs	Shares underlying outstanding DRs as a percentage of total number of shares (i.e., Grand Total (A)+(B)+(C) indicated in Statement at para (i)(a) above)
1				0.00
2				0.00
3				0.00
4				0.00
5				0.00
6				0.00
7				0.00
8				0.00
9				0.00
TOTAL		0	0	0.00



(ii)(b) Statement showing holding of Depository Receipts (DRs), where underlying shares held by "promoter/promoter group" are in excess of 1% of the total number of shares

Sr. No.	Name of the DR Holder	Type of outstanding DR (ADRs, GDRs, SDRs, etc.)	Number of shares underlying outstanding DRs	Shares underlying outstanding DRs as a percentage of total number of shares (i.e., Grand Total (A)+(B)+(C) Indicated in Statement at para (i)(a) above)
1				0.00
2				0.00
3				0.00
4				0.00
5				0.00
6				0.00
7				0.00
8				0.00
9				0.00
TOTAL			0	0.00

